



SU10

COMMERCIAL CENTRE POLE UMBRELLA



Features at a glance

- Commercial grade aluminium frame structure
- Stainless steel hardware for longevity
- Durable high performance hub and fittings
- Telescopic mast enables umbrella to clear most furniture when closing
- Robust 82.5mm / IMM mast with 3.4mm wall thickness

Canopy

- Premium Sunbrella Acrylic - 100% Solution Dyed
- Waterproof Rating: >300mm water column
- Maintenance: All fabrics can be washed and replaced
- Weight: 315 g/m2
- Colourfastness: 7-8/8
- Shade Rating: UPF 50+

Colour Options*



*other custom colours available on request.

Accessories



Rain Gutter

Adjoining square umbrellas can be connected with removable rain gutters to increase weatherproof area.




SU10

COMMERCIAL CENTRE POLE UMBRELLA

Size & Configuration

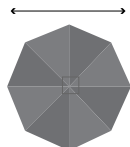
4.0m / 13'1"



5.0m / 16'5"

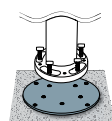


5.0m / 16'5"

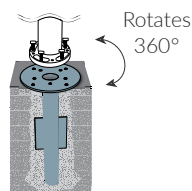


Mounting Options

Surface Plate



In-Ground Anchor



Portable Base



Requires concrete pavers (not supplied) for anchoring weight

Umbrella Dimensions

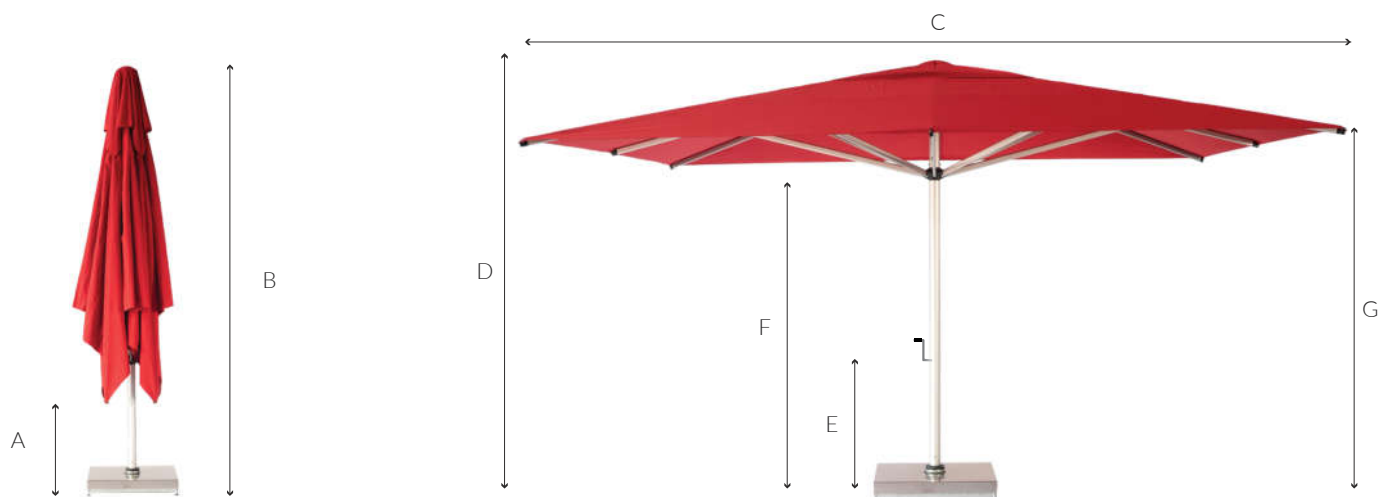


Diagram Legend

- A** Closed Canopy Clearance*
- B** Overall Height when closed*
- C** Canopy Width
- D** Overall Height*
- E** Winder Handle Height*
- F** Hub Height*
- G** Arms Height*

4.0m / 13'1" Square

900mm / 2'11"
3740mm / 12'3"
4000mm / 13'1"
2870mm / 9'5"
840mm / 2'9"
2110mm / 6'11"
2270mm / 7'5"

5.0m / 16'5" Square

730mm / 2'5"
4280mm / 14'1"
5000mm / 16'5"
3120mm / 10'3"
920mm / 3'0"
2260mm / 7'5"
2470mm / 8'1"

5.0m / 16'5" Octagon

1040mm / 3'5"
3530mm / 11'7"
4600mm / 15'1"
2810mm / 9'3"
840mm / 2'9"
2150mm / 7'1"
2270mm / 7'5"

*Portable Base installations will add 120mm/4.7" to these measurements. Adding portable base wheels also will add a further 45-80mm/2-3".